



Daylight Power Beam 4kW/2.5kW

LAMPHEAD CONTENTS

- Lamp Housing without Bulb (purple grey & silver color)
- High Reflective Parabolic Glass Mirror
- Inlet Cable with Multi-Pin Connector
- Stirrup with Ø28mm (1-1/8 in.) Spigot

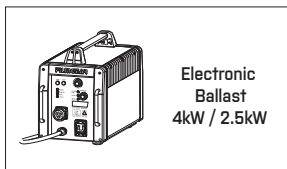
Requires Electronic Ballast, Lamphead to Ballast Cable and Lamp Bulb

Daylight Power Beam 4kW/2.5kW

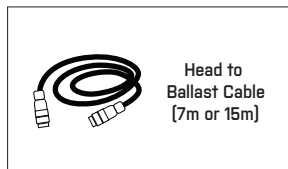
SPECIFICATIONS

Identify No.	L04025DPB
Capacity	4,000W / 2,500W
Lamp Bulb Voltage	200V / 115V
Parabolic Reflector	Ø628mm [24.7in]
UV Protective Lens	Ø645mm [25.4in]
Lamp Type	HMI 4000W/SE or HMI 2500W/SE
Color Temp.	5600K
Lamp Holder	G38
Stirrup	with Ø28mm (1-1/8 in.) Spigot
Class / IP Rating	1 / IP 23
Max. Surface Temp.	160 °C [320 °F]
Max. Ambient Temp.	45 °C [113 °F]
Min. Distance to Illuminated Object	15m / 10m [49ft / 32.8ft]
Min. Distance to Flammable Object	1.2m [3.9ft]
Operating Range	+45° ~ 0° ~ -45°
Weight (lamphead)	53kg [116.8lbs]

ACCESSORIES



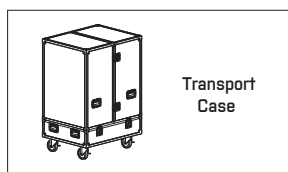
Electronic Ballast
4kW / 2.5kW



Head to Ballast Cable
(7m or 15m)



Ø 737 Scrims
with Bag



Transport Case

PHOTOMETRIC DATA

		10m (33ft)	25m (82ft)	50m (164ft)	75m (246ft)	100m (328ft)
4kW	Lux	151470	24240	6060	2690	1520
	Spot Beam Ø	0.61m (2ft)	0.61m (2ft)	0.61m (2ft)	0.61m (2ft)	0.61m (2ft)
Flood	Lux	19920	3190	800	350	200
	Flood Beam Ø	2.4m (7.9ft)	6m (19.7ft)	12.01m (39.4ft)	18.01m (59.1ft)	24.02m (78.8ft)
2.5kW	Lux	109160	17470	4370	1940	1090
	Spot Beam Ø	0.61m (2ft)	0.61m (2ft)	0.61m (2ft)	0.61m (2ft)	0.61m (2ft)
Flood	Lux	12460	2030	510	230	130
	Flood Beam Ø	2.4m (7.9ft)	6m (19.7ft)	12.01m (39.4ft)	18.01m (59.1ft)	24.02m (78.8ft)

DIMENSIONS (in)

